



# Hand Wrought Chandeliers

- ★ Ideas from colonial America
- ★ Reproductions
- ★ Custom designed fixtures

Executed by  
Jos. R. Ramsey, Jr.

Deep Landing Workshop  
Route 1 - Box 80  
Chestertown, Maryland



Inspired by the craftsmen of colonial America, we specialize in chandeliers with wooden center spindles and curved metal arms. The design may be our own, or an adaptation of an original; a faithful copy of an original, or according to a customer's own creative ideas.



In studying original pieces, it will be noticed that craftsmen varied considerably in their skillfulness. We make chandeliers of a quality equal to that of the finest colonial craftsman, and made completely by hand as his were, so that no two are exactly alike, even when the overall design is the same.



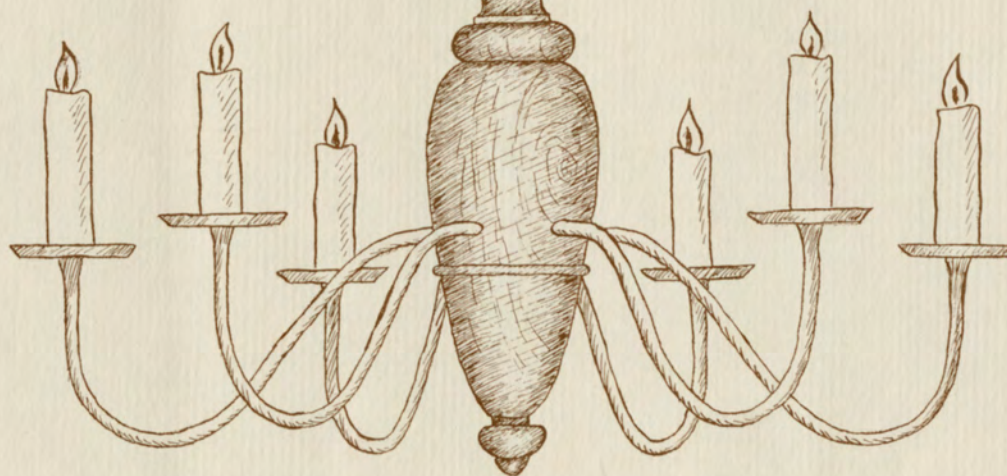
In an early American setting this type of chandelier seems to bring-to-life all of the pieces in the room by providing a handsome, complementary focal point. Some of our models have a kind of unaffected elegance which makes them very effective in more formal settings, creating a sense of dignified originality.




Sconce  
S-100



Tin Sconce  
S-3  
("Old" tin finish)


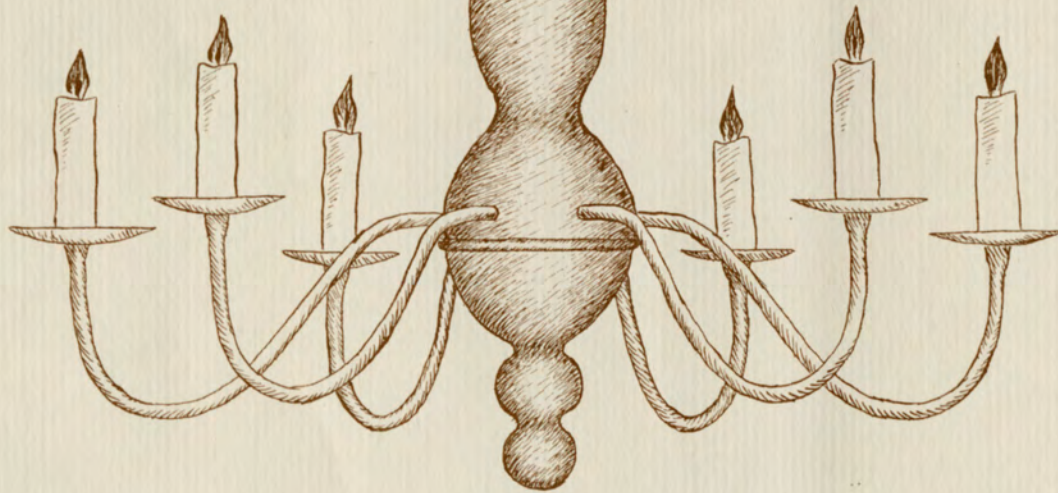


Model 100  
15" High - 22" Dia.



Sconce  
S-200


Model 200  
18" High - 24" Dia.



Tin Sconce  
S-2  
("Old" tin finish)

Deep Landing Workshop


Route 1 ~ Chestertown, Md.




Sconce  
S-300



Tin Sconce  
S-4  
("Old" tin finish)



Model 300  
18" high ~ 24" diameter



### Model 400


9" High - 18" Dia. - 5 arms

This spindle is also very handsome  
with tin arms - see photograph.

### Model 500

7½" High - 19" Dia.

5 Arms





Deep Landing Workshop  
Route 1 ~ Chestertown, Md.

### Model 600

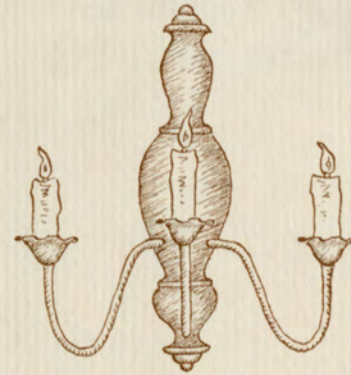
Size may vary considerably.

Very effective painted a dark color,  
with three small bands of antique gold  
(on flat surfaces).





Sconce  
S-700



Model 700  
17" High - 22" Dia.


Deep Landing Workshop  
Route 1 - Chestertown, Md.




Suggestions for  
hall or small foyer



Model 400  
7 $\frac{3}{4}$ " High - 3 Arms - 13" Dia.



Lantern No. 10, of wood and tin




Model 120  
6" High - 13" Dia.

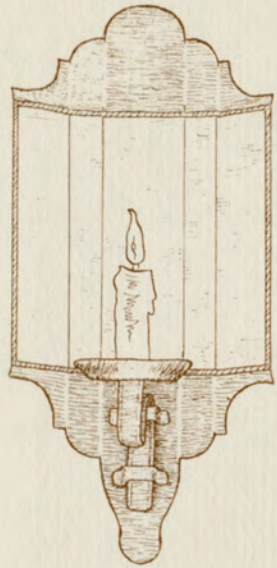
Deep Landing Workshop  
Route 1 ~ Chestertown, Md.

Deep Landing Workshop  
Route 1 ~ Chestertown, Md.

Model 800

Size may vary considerably






Model S-1, "old" tin with mirrors  
Electric wires concealed in rolled edges of arm



S-9




S-20



Model 900  
13½" High - 23" Dia.

Deep Landing Workshop  
Route 1 ~ Chestertown, Md.

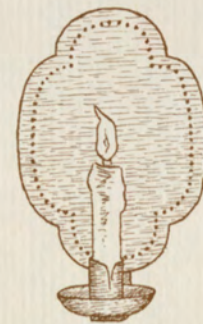


Model 1000  
11½" High - 19½" Dia.

Deep Landing Workshop  
Route 1 - Chestertown, Md.



S-7



S-8

### Tin Sconces

"Old" tin finish - or painted




S-6



S-5

Model 2000  
with candle cups  
of wood



Model 3000

Deep Landing Workshop  
Route 1 ~ Chestertown, Md.

**Finishes:** The wood spindle may be finished in hand-rubbed, natural cherry, maple, walnut, or mahogany, blending beautifully with furniture or paneling. Or a fine effect may be achieved by painting the spindle to match or blend with painted woodwork or a color in draperies or wallpaper. The color may be matched to a suitable sample: swatch of material or paint.

The metal parts may have a black wrought-iron finish, a rusted finish, or copper or brass, polished or not, lacquered or not.

**Unique Features:**

For hanging the chandelier, we have devised a hand-wrought hook and ring, in which the electric wires are completely concealed (patent pending). But if a chain is preferred, we can supply it, hand made (see Model 400).

In the process of electrifying, we have gone to great pains to duplicate the simplicity of the old fixtures as closely as possible by making the spindle of a single piece of wood; after it has been cut in half and hollowed out, it is put back together so that it looks again like one solid piece of wood, with the grain matching, and with no "busy" external metal parts.

Of special note also is the fact that the candle cups are hand-hammered, giving a rich, hand-made look, the effect of which can be fully appreciated only when seen.




The following candle cup designs are suggested:




### Information about Ordering

- I. For a made-to-order design, write particulars, sending photo or drawing you want copied, or describe special changes you'd like made in any of our models (include a sketch if possible). Describe setting where it is to hang, including color scheme and type of finish on furniture and woodwork.
- II. To order an illustrated model, state:
  - a. Model No. (spindle design)
  - b. Number of arms
  - c. Candle cup design (see previous page), and color of wax candles: white or old-looking-yellowish.
  - d. Height (spindle) and approximate diameter (arms)~ these may be altered somewhat for each model.
  - e. Finishes of wood and metal; for polished brass (or copper) add 10% to price. Model 600 cannot at present be offered in a natural finish, because large blocks of wood are not available. For spindles with more than 4" diameter, the wood must be laminated.
- III. Be sure to figure carefully the distance from ceiling to bottom of chandelier. Also please give us the three dimensions of the room or area where it will hang, and tell us whether it will be hung over a table or whether there must be standing room under it.
- IV. We furnish flame-tipped light bulbs, clear or frosted, with candelabra base, as follows:

( $\frac{1}{2}$  actual size)

 7½w	 10w	 15w 25w
--	--	---
- V. We use slender candelabra "candles" which we dip in wax and then apply wax drippings: white or beeswax.
- VI. Non-electrified fixtures are priced 15% less; 20% less for tin armed chandeliers.
- VII. If a suspension hook of over 2 feet is required, it will be necessary to charge \$5 per foot extra.
- VIII. Delivery averages 3 to 5 weeks—longer for very large orders of course.
- IX. Terms: payable in full in advance—or credit may be arranged.
- X. Shipment is express collect. For large (2 tier) chandeliers, there is a charge of \$8 for crating.





Deep Landing Workshop  
Chestertown, Maryland

P R I C E   L I S T

January, 1965

Chandeliers, Electrified

<u>Model No.</u> <u>(Spindle Design)</u>	<u>No. of Arms</u>	<u>Candle Cup Design</u>	<u>Price</u>
100	6	Crimped	189.00
100	6	Saucer	193.40
100	6	Pie-Plate	202.50
100	6	Bell	207.00
100	6	Bell, Ruffled or Fluted	211.50
100	6	Flower Petals	216.00
100	8	Pie-Plate	225.00
200	6	Saucer	193.50
200	6	Bell	207.00
300	6	Flower Petals	216.00
300	8	Bell	231.00
400	5	Pie-Plate	180.00
400	5	Crimped	168.75
400	6 Tin Arms	Crimped	216.00
500	5	Saucer	172.50
600	20	Saucer	648.00
600	16	Saucer	618.00
700	6	Bell-Fluted	211.50
800	16	Bell	570.00
900	6	Flower Petals	216.00
1000	6	Deep-Saucer	198.00
2000	15	Turned Wood	642.00
3000	15	Deep <del>Saucer</del> <sup>Crimped</sup>	642.00
400	3	Saucer	165.00
120	3	Saucer	165.00

When arms are of tin, electric wires are concealed in rolled edges.

If not electrified, deduct 15% (deduct 20% if arms are of tin).

For polished brass (or copper) add 10%.

Quotations will be given on special made-to-order designs.

Prices are F.O.B. Chestertown, Md., and are subject to change without notice.

Deep Landing Workshop  
Chestertown, Maryland

P R I C E     L I S T

January, 1965

Sconces, Electrified

<u>Model No.</u>	<u>Description</u>	<u>Price</u>
S-100	Wood & 3 metal arms, "pie-plate" cups	123.00
S-200	Wood & 3 metal arms, "saucer" cups	117.00
S-200	Same as preceding, but with 2 arms	108.00
S-300	Wood & 3 metal arms, "bell" cups	126.00
S-300	Same as preceding, but with 2 arms	114.00
S-300	Wood & 3 metal arms, "flower petal" cups	132.00
S-700	Wood & 3 metal arms, "bell-fluted" cups	129.00
S-700	Same as preceding, but with 2 arms	117.00
S-1	Tin, with mirrors; flat tin arm with electric wires concealed in rolled edges	84.00
S-2	Tin, 2 candles	54.00
S-5	Tin	39.00
S-3,4,6, 7,8,9, & 20	(Electric wires are always completely concealed!) Tin	36.00

Lantern, Electrified

10	Wood, with tin chimney, one candle	144.00
----	------------------------------------	--------

Description of our "old" tin finish: the general aspect is dark, a little uneven, and with traces of rusting, if desired (and treated to prevent further rusting). The result is a kind of "personality" compared to the deadness of solid grey. This tin finish gives our sconces very much the look of museum pieces.

If not electrified, deduct 15%.

For polished brass (or copper) add 10% (this applies to S-100-700; it is not recommended to make S-1-20 polished brass or copper).

Quotations will be given on special made-to-order designs.

Prices are F.O.B. Chestertown, Md., and are subject to change without notice.